



















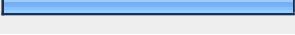

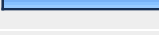











Marina Reserve - Recreational Opportunities Survey

1. How do you travel to the St Kilda foreshore? (multiple selections allowed - you might use different ones at different times)			
		Response Percent	Response Count
Car		28.5%	99
Bicycle (push bike)		26.8%	93
Motorised bike or motorbike		1.7%	6
Walking		67.1%	233
Foot scooter (pedal, non-powered)		4.0%	14
Bus		1.4%	5
Wheelchair / electric wheelchair / motorised scooter		0.3%	1
Skateboard		17.3%	60
Tram		17.3%	60
Other (please specify)		5.2%	18
answered question			347
skipped question			0










2. Which recreation activities do you participate in at the St Kilda foreshore? Select as many as are relevant or "I do not visit the St Kilda foreshore" if that applies.



		Response Percent	Response Count
BMX riding		6.1%	21
Cycling		27.4%	95
Gentle exercise (tai chi, etc)		4.6%	16
Jogging/running for exercise		15.3%	53
Kite flying		4.6%	16
Organised exercise groups		1.7%	6
Partying/picnics/BBQs		22.8%	79
Skateboarding		20.2%	70
Rollerblading		3.2%	11
Events / festivals		28.5%	99
Catching up with friends		48.4%	168
Children's play / games		9.2%	32
Exercising animals		25.9%	90
Walking for exercise		59.1%	205
Photography/drawing/painting		7.5%	26
Do not visit St Kilda foreshore		1.7%	6
Visit cafes and restaurants		43.2%	150
Sitting / relaxing / reading		43.2%	150
Other - please provide details		10.1%	35
		answered question	347
		skipped question	0









3. Are there recreational opportunities you would like to see that are currently missing from Marina Reserve (triangle piece of land north of St Kilda Marina).			
		Response Percent	Response Count
No		19.6%	68
I don't know		17.0%	59
Yes, I would like to see (provide details)		63.4%	220
answered question			347
skipped question			0

4. What do you like most about Marina Reserve?		
		Response Count
		305
answered question		305
skipped question		42

5. What do you like least about Marina Reserve?		
		Response Count
		292
answered question		292
skipped question		55

6. Where do you live? Please select your residential postcode from the list.			
		Response Percent	Response Count
3004		1.4%	5
3181		2.3%	8
3182		42.1%	146
3184		15.9%	55
3185		3.2%	11
3205		2.0%	7
3206		2.6%	9
3207		2.0%	7
Other (please provide your postcode)		28.5%	99
answered question			347
skipped question			0

7. Are you male or female?			
		Response Percent	Response Count
Male		59.1%	205
Female		40.9%	142
answered question			347
skipped question			0

8. Please indicate your age			
		Response Percent	Response Count
5 -11 years		9.5%	33
12-17 years		8.4%	29
18-24 years		13.5%	47
25-34 years		18.4%	64
35-49 years		23.6%	82
50-59 years		14.7%	51
60-69 years		9.8%	34
70-84 years		2.0%	7
85 years or older		0.0%	0
	<i>answered question</i>		347
	<i>skipped question</i>		0